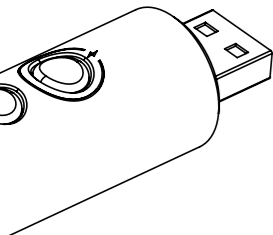
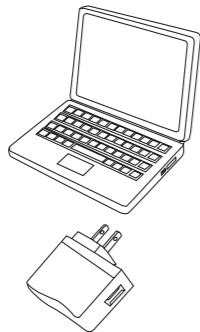


Charging time: 5hrs



Fully charge light before use



Charging

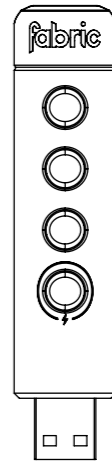
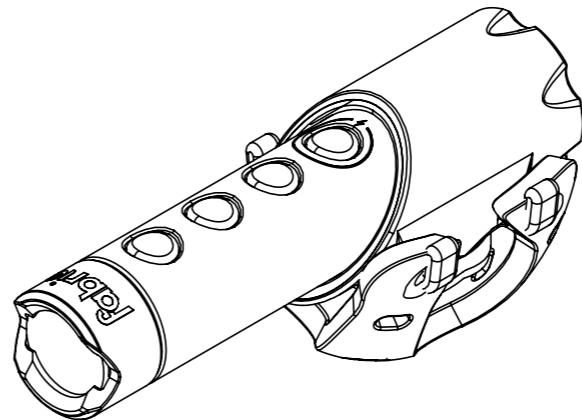
1. Make sure light is turned OFF
2. Connect the light to your PC or charge it via a wall outlet with a 5V USB adaptor (not included).

The on button glows red during charging, and turns off when fully charged. When battery capacity is lower than 15%, the front light will flash three times every 5 minutes until power off.

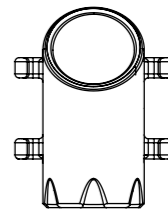
fabric®

fabric.cc/user-guides

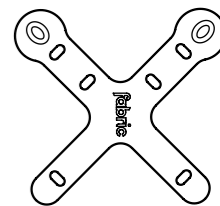
LUMANATE USER START GUIDE



1x light

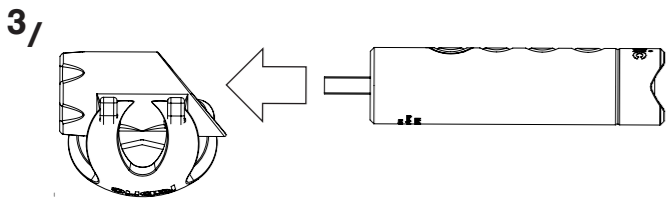
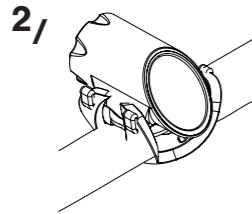
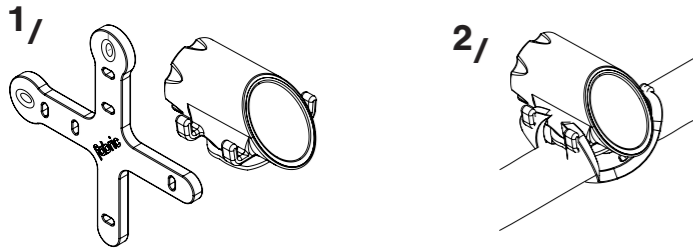


1x mount



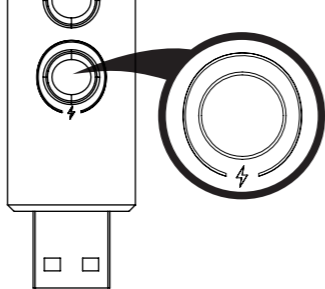
2 x strap

What's in the box?



Assembly

The Lumanate is ready to go. To assemble, place the rubber base unit of the mount in position on the bicycle. Attach two ends of the rubber strap to the front two prongs of the rubber mount. Stretch the two remaining ends of the strap to the two remaining prongs. Place the USB end of the light securely in the rubber mount. Push lightly to ensure it is fully secured. The rubber mount is designed to work on handlebars and seat posts.



On / Off / Function

3 light sources: Main light / White LED / Red LED
Main beam has 4 functions: Full / Med / Fast flash / Flash
LED's have 3 functions: Full / Fast flash / Flash

Press	⏻
x 1	Turn on / Full power
x 2	Med power / Increase burn time
x 3	Fast flash / Increase burn time
x 4	Flash / Maximum burn time
x 5	Turn off
Hold	Change light source

FL150 remembers light source when powered off.

Led type	1x Cree XP-E LED + 4x bright LEDs
Output lumen	Full – 150 lumen Med – 30 lumen Fast flash – 10HZ Flash – 3HZ
Light angle	50-60 degrees
Run time (Main light)	Full - 2hrs Med - 3hrs Fast Flash - 7hrs Flash - 7hrs
Run time (Top LED)	Full - 4hrs Fast flash - 19hrs Flash – 19hrs
Battery type	650 mAh Lithium polymer battery

Battery indicator	When battery capacity is lower than 15%, the front light will flash three times every 5 minutes until power off.
Charging	Micro USB charging
Charging indicator	The button glows red during charging, and turns off when fully charged.
Waterproof level	IPX5
Drop test	1 Metre
Switch	1st LED
Certifications	CE, ROHS

Warning

Store device in a cool dry place.
 Do not shine directly into the eyes.
 Keep out of reach of children or pets.
 Do not short- circuit the charger or the battery.
 Do not use or handle the device while charging.
 Never crush or puncture the battery.
 Never place the battery or device on, or in, heating units.
 Do not dispose of battery or device in a fire.
 Fully charge the light/battery before use if not used for over 3 months.

Warranty

Fabric product is covered by a warranty of ONE YEAR commencing at date of purchasing from an authorized Fabric dealer. This warranty does not cover faults caused by deliberate damage, violent impact or unauthorized dismantling. Warranty service should only be undertaken by your retailer and from there, the distributor in your region. If you attempt to repair or modify the product by yourself, it will not be covered by warranty. Prior to returning, please contact your Fabric Authorized Service Provider (place of purchase). All returned products must be packed carefully. Please enclose the warranty certificate (Proof of purchase) together with a detailed description of your claim.