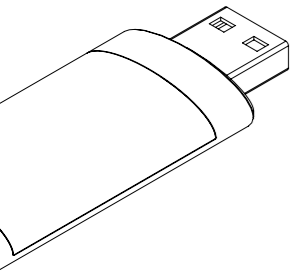
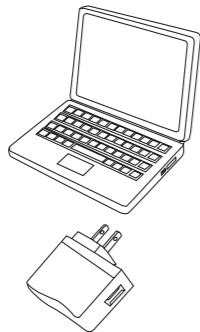


Charging time: 3hrs



**Fully charge  
light before  
use**



### Charging

1. Make sure light is turned OFF
2. Connect the light to your PC or charge it via a wall outlet with a 5V USB adaptor (not included).

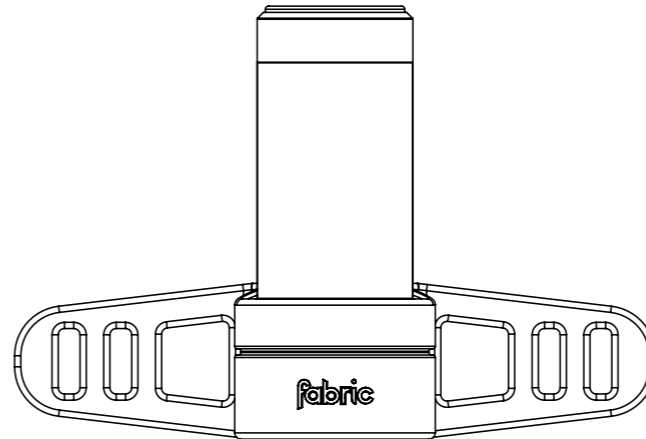
The on button glows red during charging, and turns off when fully charged. When battery capacity is lower than 15%, the indicator will glow red.

# fabric<sup>®</sup>

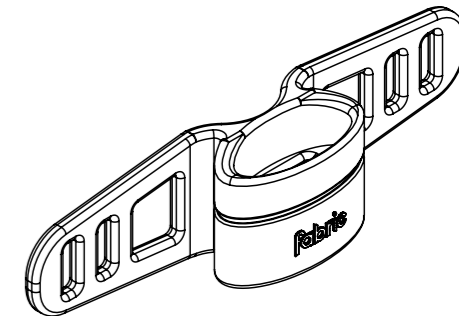
[fabric.cc/user-guides](http://fabric.cc/user-guides)

## LUMACELL

USER START GUIDE



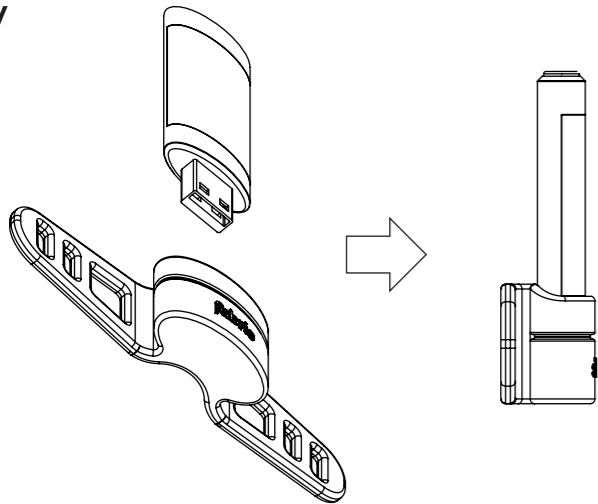
1x light



1x mount


**What's in the box?**

1/




## Assembly

The Lumacell light is ready to go. Stretch the two ends of the strap around a suitable part of the bicycle to secure. Place the USB end of the light into the rubber mount. Push lightly to ensure it is fully secured. The rubber mount is designed to work on handlebars and seat posts.



## On / Off / Function

4 light modes: High / Med / Low / Flash

Press	
x 1	Turn on / Full power
x 2	Med power / Increase burn time
x 3	Low power / Increase burn time
x 4	Flash / Maximum burn time
x 5	Turn off

<b>Led type</b>	10x COB
<b>Light angle</b>	180 degrees
<b>Run time</b>	Full - 2hrs Med - 4hrs Low - 8hrs Flash - 8hrs
<b>Battery type</b>	Lithium polymer battery
<b>Battery indicator</b>	When battery capacity is lower than 15%, the battery indicator will glow red.
<b>Charging</b>	Micro USB charging

<b>Charging indicator</b>	Top of lens glows red during charging, and turns off when fully charged.
<b>Waterproof level</b>	IPX5
<b>Drop test</b>	1m
<b>Switch</b>	Power button
<b>Certifications</b>	CE, ROHS

## Warning

Store device in a cool dry place.  
Do not shine directly into the eyes.  
Keep out of reach of children or pets.  
Do not short-circuit the charger or the battery.  
Do not use or handle the device while charging.  
Never crush or puncture the battery.  
Never place the battery or device on, or in, heating units.  
Do not dispose of battery or device in a fire.  
Fully charge the light/battery before use if not used for over 3 months.

## Warranty

Fabric product is covered by a warranty of ONE YEAR commencing at date of purchasing from an authorized Fabric dealer. This warranty does not cover faults caused by deliberate damage, violent impact or unauthorized dismantling. Warranty service should only be undertaken by your retailer and from there, the distributor in your region. If you attempt to repair or modify the product by yourself, it will not be covered by warranty. Prior to returning, please contact your Fabric Authorized Service Provider (place of purchase). All returned products must be packed carefully. Please enclose the warranty certificate (Proof of purchase) together with a detailed description of your claim.

**fabric**<sup>®</sup>